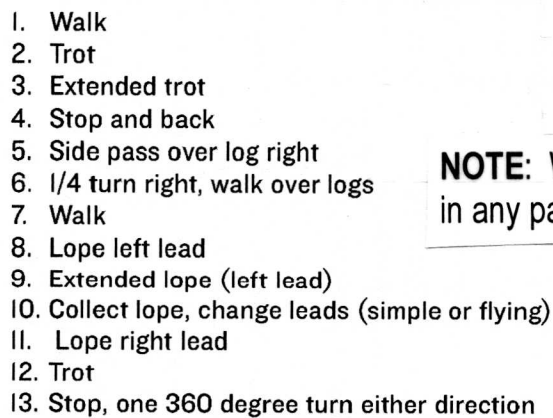


www.HorseShowPatterns.com

www.HorseShowPatterns.com



NOTE: W/T Riders will **EXTEND THE JOG** in any part of the pattern that indicates **LOPE**.

Pattern Provided by:

©2025 HorseShowPatterns.com. All Rights Reserved.

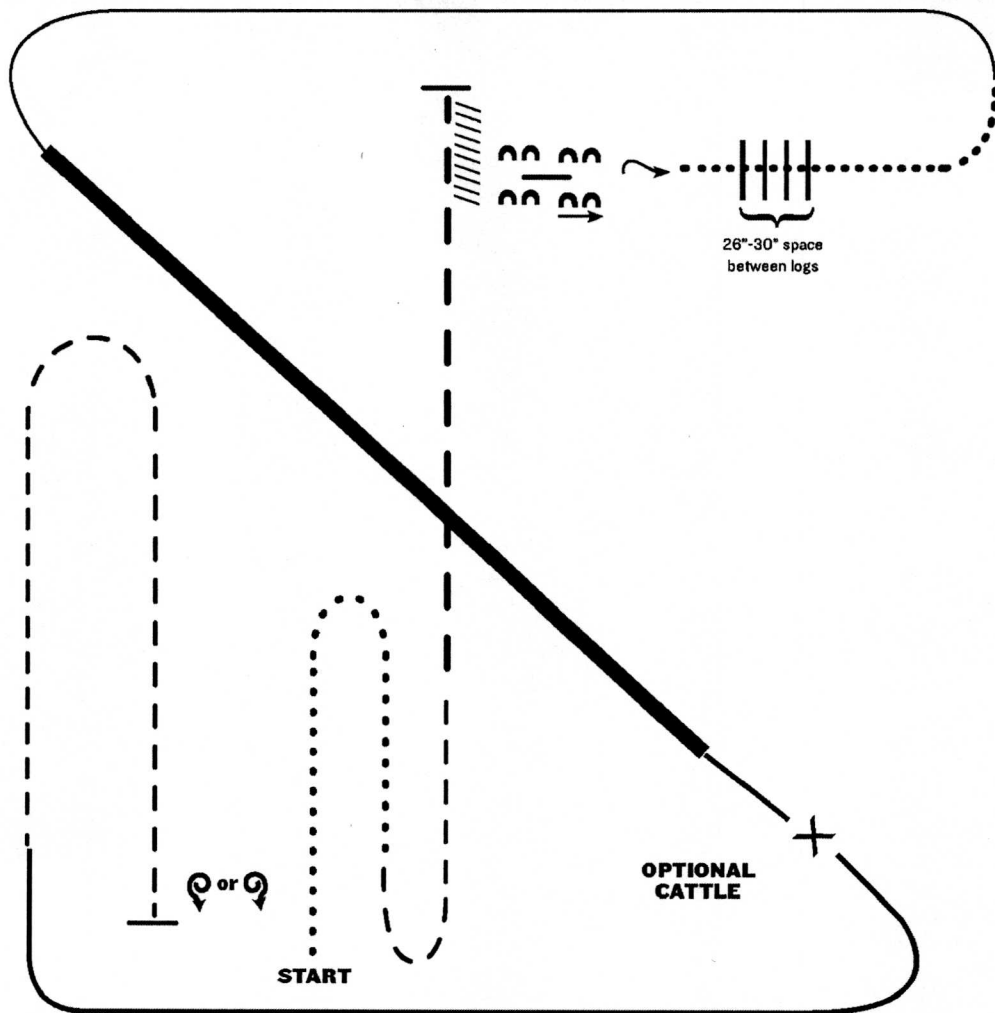
Geauga Horse & Pony Association

Class # 2 Novice Ranch Riding Pattern (18 & Under)

Show Date: 08-10-2025

www.HorseShowPatterns.com

www.HorseShowPatterns.com



1. Walk
2. Trot
3. Extended trot
4. Stop and back
5. Side pass over log right
6. 1/4 turn right, walk over logs
7. Walk
8. Lope left lead
9. Extended lope (left lead)
10. Collect lope, change leads (simple or flying)
11. Lope right lead
12. Trot
13. Stop, one 360 degree turn either direction

Note: The drawn description of this pattern is only intended for the general depiction of the pattern. Exhibitors should utilize the arena space to best exhibit their horses.

[RR/AQHA-7]

Pattern Provided by:

GHPA

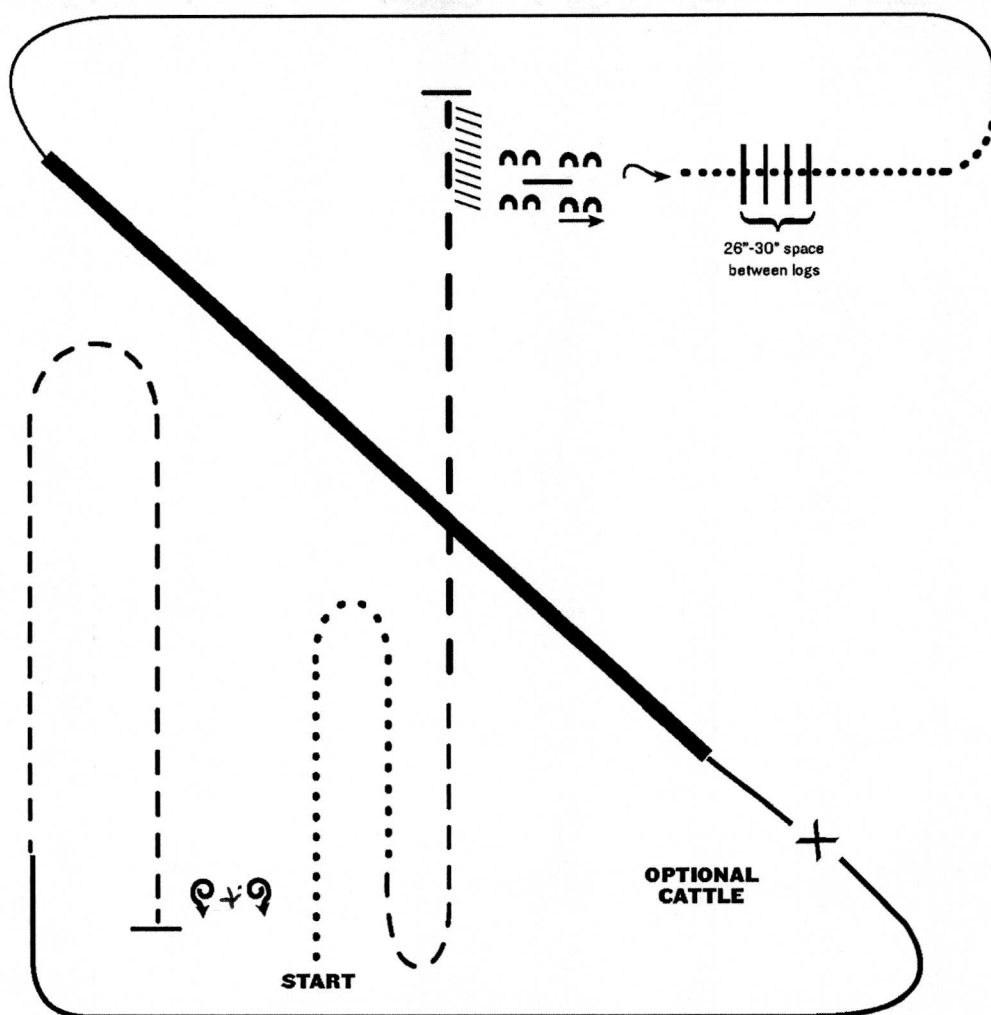
Geauga Horse & Pony Association

Class # 3 Open Ranch Riding Pattern

Show Date: 08-10-2025

www.HorseShowPatterns.com

www.HorseShowPatterns.com



1. Walk
2. Trot
3. Extended trot
4. Stop and back
5. Side pass over log right
6. 1/4 turn right, walk over logs
7. Walk
8. Lope left lead
9. Extended lope (left lead)
10. Collect lope, change leads (simple or flying)
11. Lope right lead
12. Trot
13. Stop, one 360 degree turn ^{in each} _{direction}

Note: The drawn description of this pattern is only intended for the general depiction of the pattern. Exhibitors should utilize the arena space to best exhibit their horses.

[RR/AQHA-7]

Pattern Provided by:

GHPA

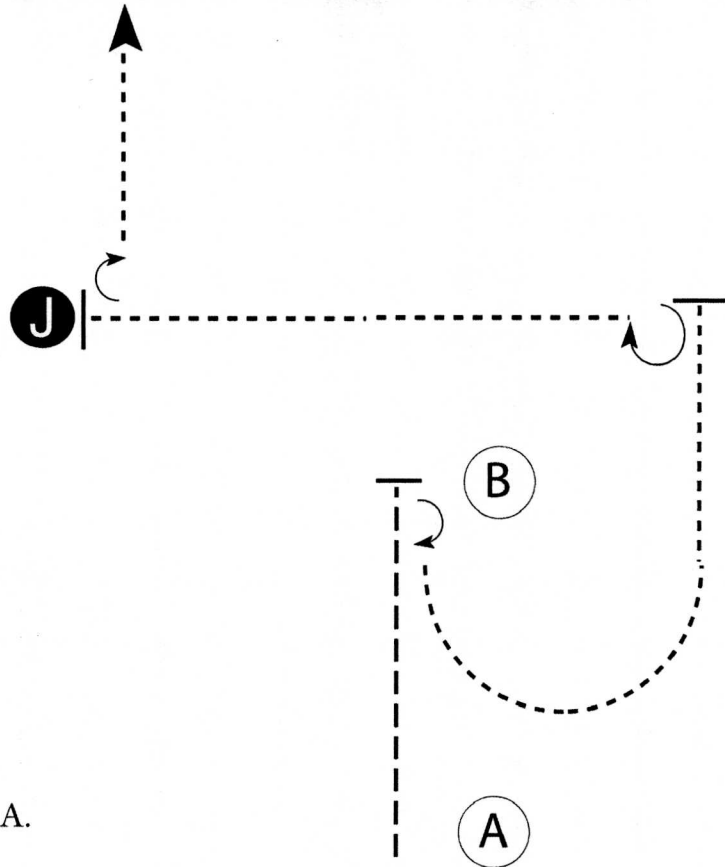
Geauga Horse & Pony Association

Class # 11 W/T Showmanship - E or W

Show Date: 08-10-2025

www.HorseShowPatterns.com

www.HorseShowPatterns.com



Be ready at A.

1. Trot to B.
2. Stop and perform a 180 degree turn.
3. Walk a half circle and continue to walk straight until even Judge.
4. Perform a 270 degree turn.
5. Walk to Judge. Stop and set up for inspection.
6. When dismissed, turn 90 degrees and walk straight away.

Follow the instructions of your ring steward.

Walk	-----
Trot	- - - - -
Back	←
Marker	(B)
Judge	J

[S/WT-69]

Pattern Provided by:


GHPA

www.HorseShowPatterns.com

Show Date: 08-10-2025



A

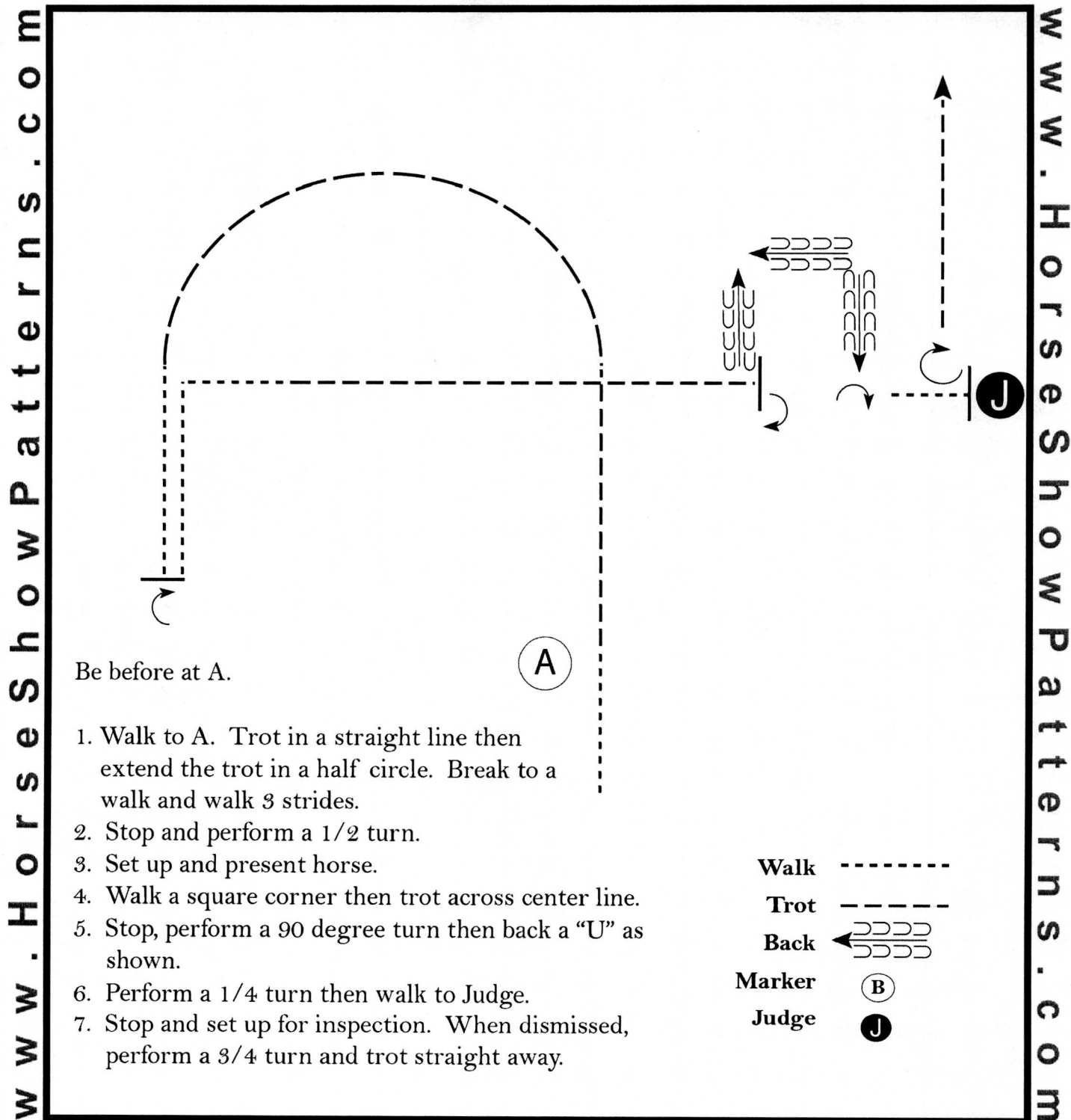
- Walk - - - - -
Trot - - - - -
Back ← 
Marker (B)
Judge (J)

GHPA

Geauga Horse & Pony Association

Class # 13 Open Showmanship

Show Date: 08-10-2025



[S/2-113]

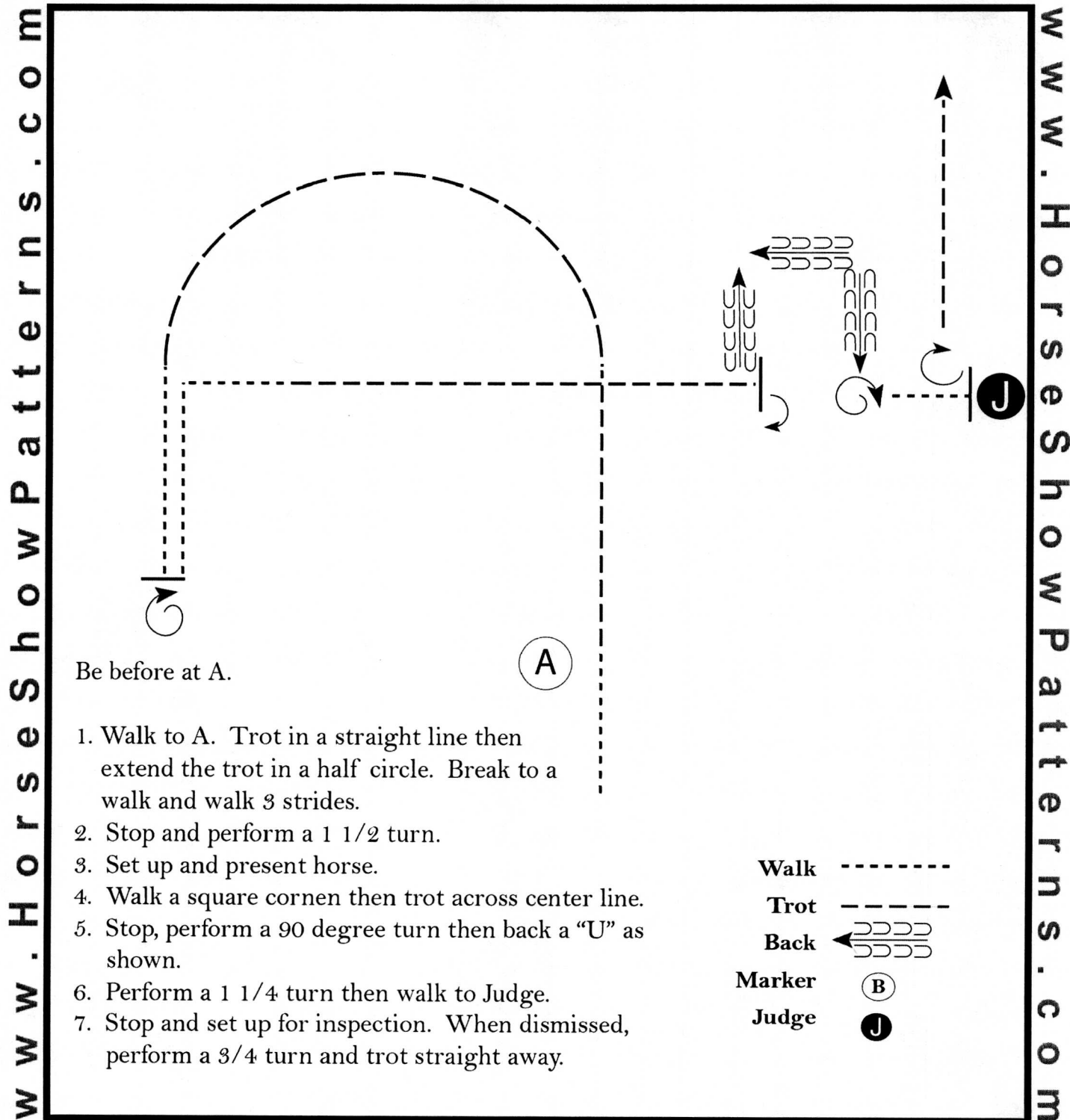
Pattern Provided by:

GHPA

Geauga Horse & Pony Association

Class # 14 - \$100 added Jackpot Showmanship

Show Date: 08-10-2025



[S/3-113]

Pattern Provided by:

GHPA

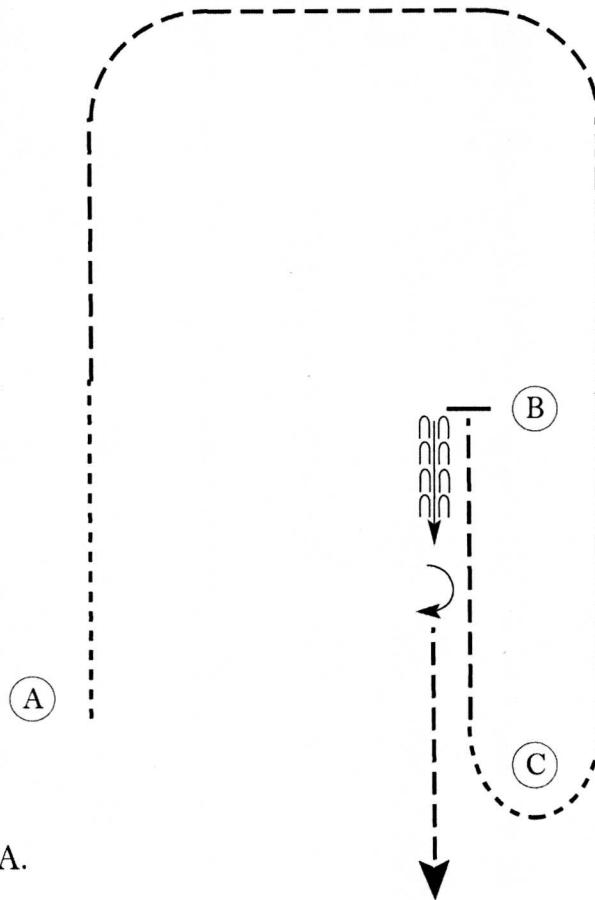
Geauga Horse & Pony Association

Class # 17 W/T English Equitation

Show Date: 08-10-2025

www.HorseShowPatterns.com

www.HorseShowPatterns.com



Be ready at A.

1. Walk until even with B.
2. Trot on the left diagonal to B.
3. Sitting trot from B to C.
4. Walk around C.
5. Trot on the right diagonal to B.
6. Stop and back approximately one horse length.
7. Perform a 180 degree turn to the right on the hindquarters and trot to exit.

Walk	-----
Trot	- - - - -
Extended Trot	— — — — —
Canter	— — — — —
Leg Yield	
Lead Change	— / —
Back	← ← ← ← ←
Marker	(B)
Sidepass	← — — — —
Hand Gallop	— — — — —

[HSE/WT-38]

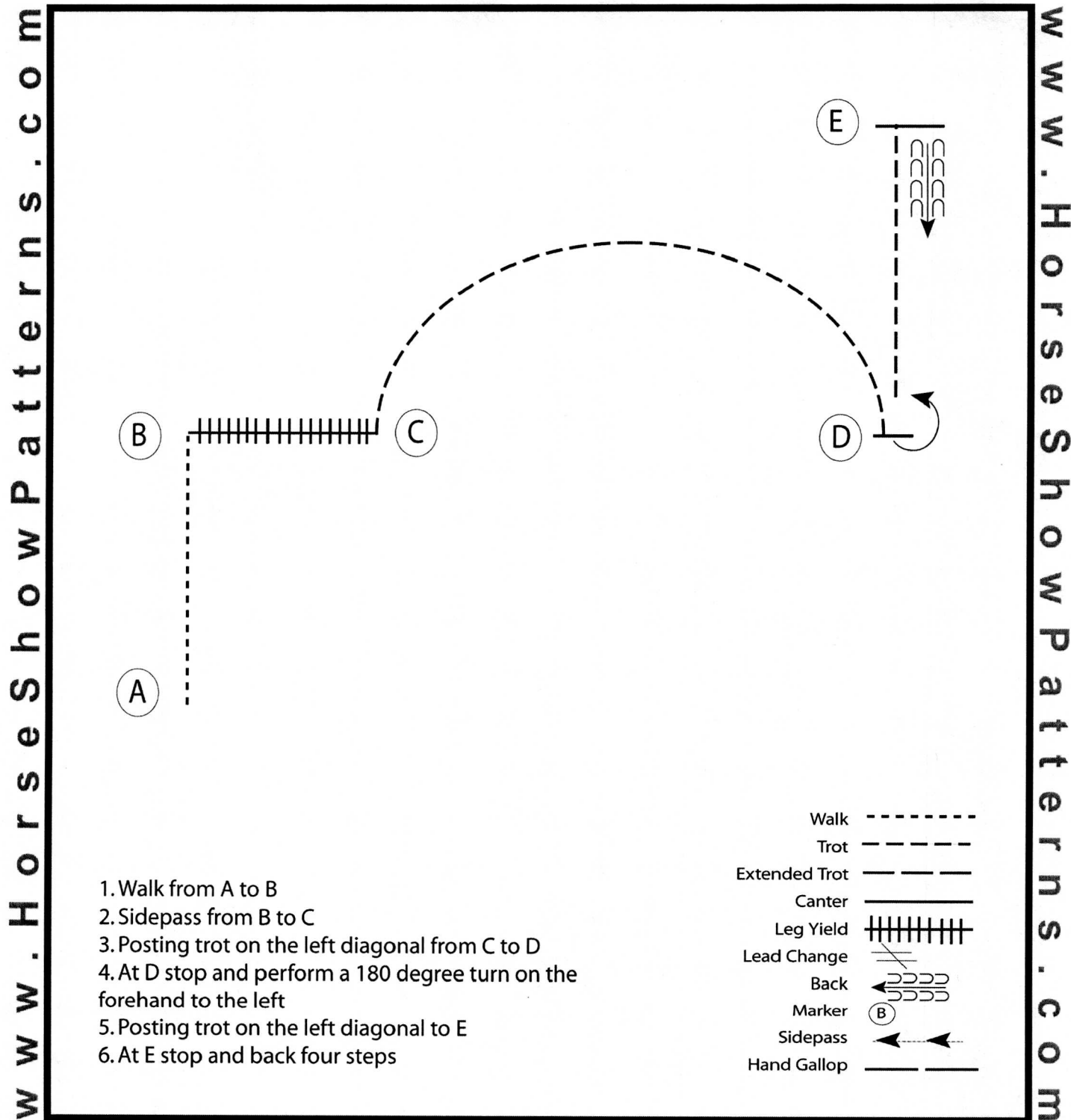
Pattern Provided by:

GHPA

Geauga Horse & Pony Association

Class # 18 Novice Equitation (18 & Under)

Show Date: 08-10-2025



[HSE/2-31]

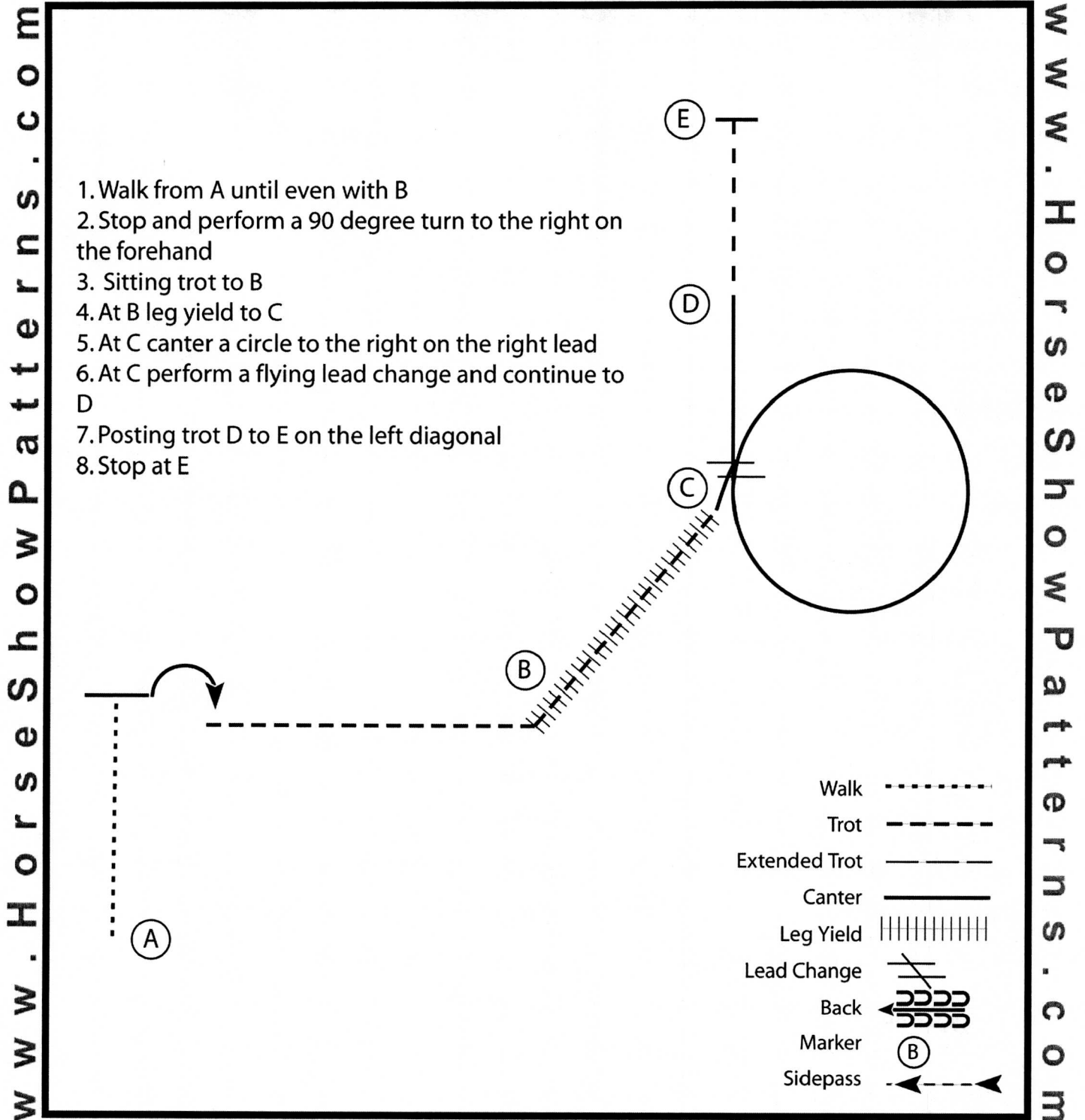
Pattern Provided by:

GHPA

Geauga Horse & Pony Association

Class # 19 Open English Equitation

Show Date: 08-10-2025



[HSE/3-3]

Pattern Provided by:
GHPA

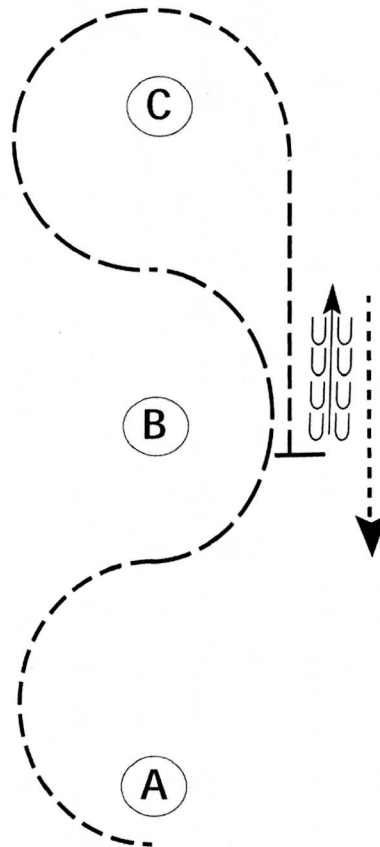
Geauga Horse & Pony Association

Class # 29 W/T Horsemanship

Show Date: 08-10-2025

www.HorseShowPatterns.com

www.HorseShowPatterns.com



Be ready at A.

1. Jog in a half circle until between A and B.
2. Extend the jog around B and C as shown.
3. Slow to a jog and jog until even with B.
4. Stop and back approximately one horse length.
5. Walk straight away.

Follow the instructions of your ring steward.

Walk	-----
Jog	- - - - -
Extended Jog	— — — — —
Lope	
Lead Change	
Back	
Marker	(B)

[WH/WT-85]

Pattern Provided by:

GHPA

Geauga Horse & Pony Association

Class # 30 Novice Western Horsemanship (18 & Under)

Show Date: 08-10-2025

www.HorseShowPatterns.com

www.HorseShowPatterns.com

Be ready before A.

1. Walk approximately 2 horse lengths from A.
2. Jog to B as shown.
3. Stop at B and back around B as shown.
4. Perform a 3/4 turn to the right.
5. Lope a half circle on the right lead to center of pattern.
6. Break to a jog, jog to and around A, and halfway to B.
7. Extend the jog to and past B.

Pattern is over once you have passed B.

Follow the instructions of your ring steward.

Walk

Jog

Extended Jog

Lope

Lead Change

Back

Marker

///

←←←←←

(B)

Pattern Provided by:

GHPA

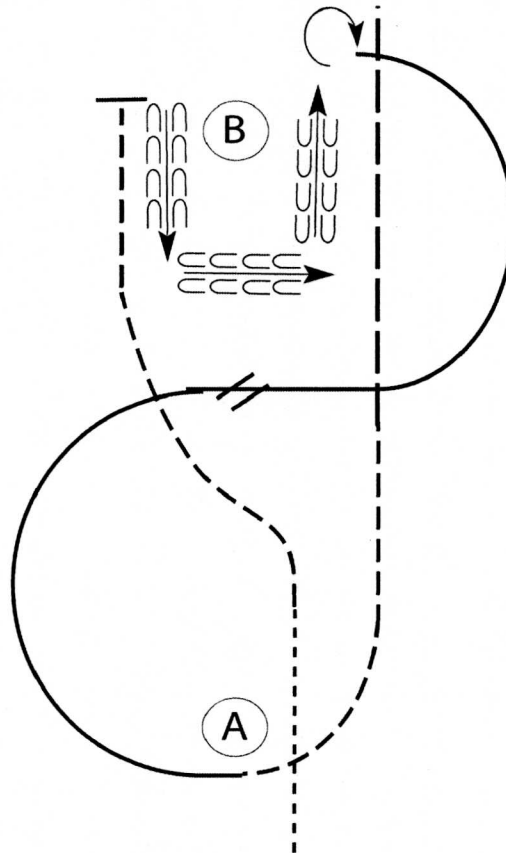
Geauga Horse & Pony Association

Class # 31 Open Western Horsemanship

Show Date: 08-10-2025

www.HorseShowPatterns.com

www.HorseShowPatterns.com



Be ready before A.

1. Walk approximately 2 horse lengths from A.
2. Jog to B as shown.
3. Stop at B and back around B as shown.
4. Perform a 3/4 turn to the right.
5. Lope a half circle on the right lead to center of pattern.
6. Perform a simple lead change and lope a half circle to A.
7. Jog from A halfway to B.
8. Extend the jog to and past B.

Pattern is over once you have passed B.

Walk	-----
Jog	-----
Extended Jog	-----
Lope	-----
Lead Change	-----
Back	-----
Marker	(B)

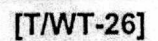
[WH/2-96]

Pattern Provided by:

GHPA

www.HorseShowPatterns.com

www.HorseShowPatterns.com



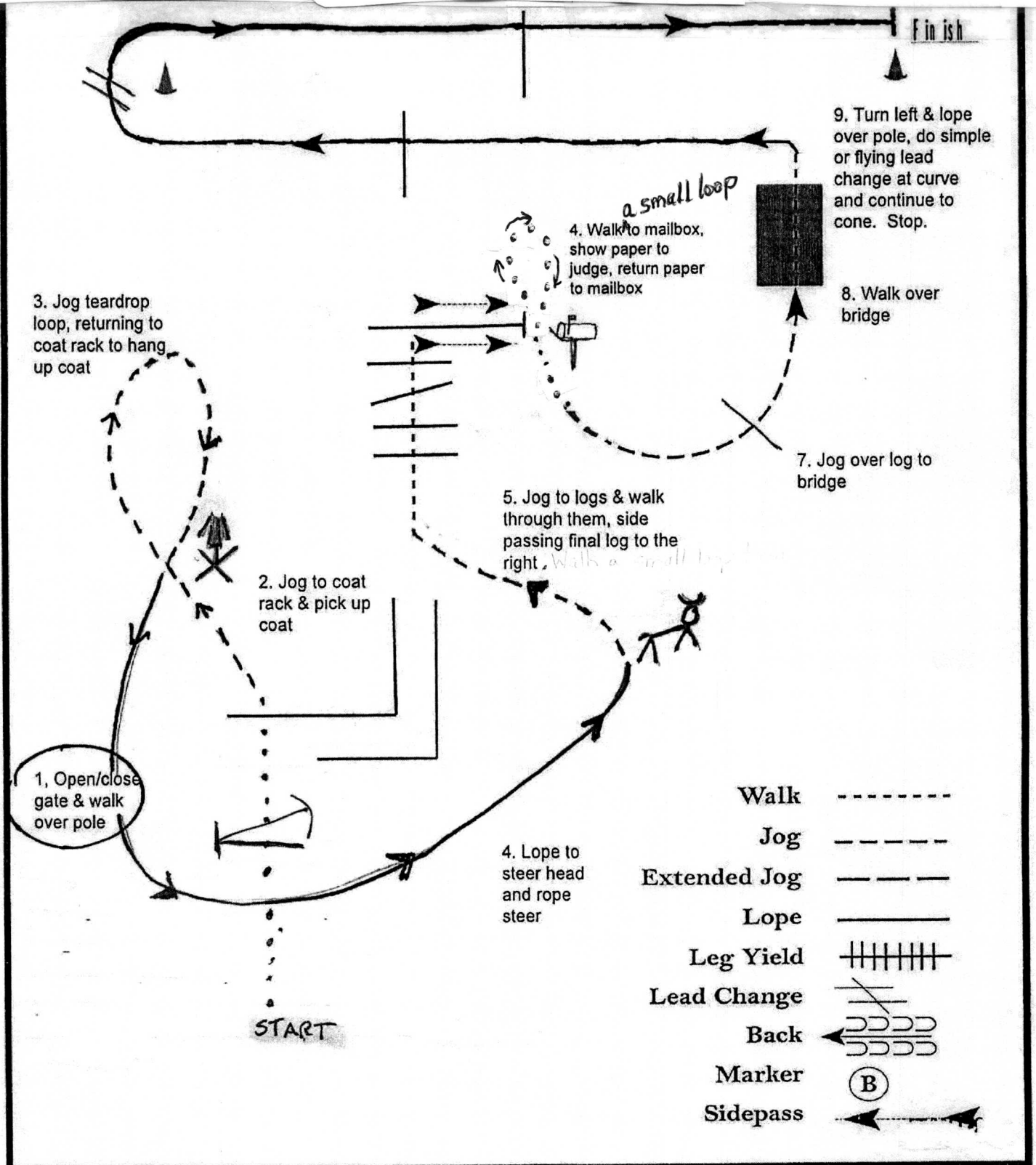
GHPA

Geauga Horse & Pony Association

Open Horse Show

Class # 38 W/T Ranch Trail

Show Date: 08-10-2025



NOTE: Walk-Trot Ranch riders will EXTEND THE JOG in any part of pattern that indicates LOPE.

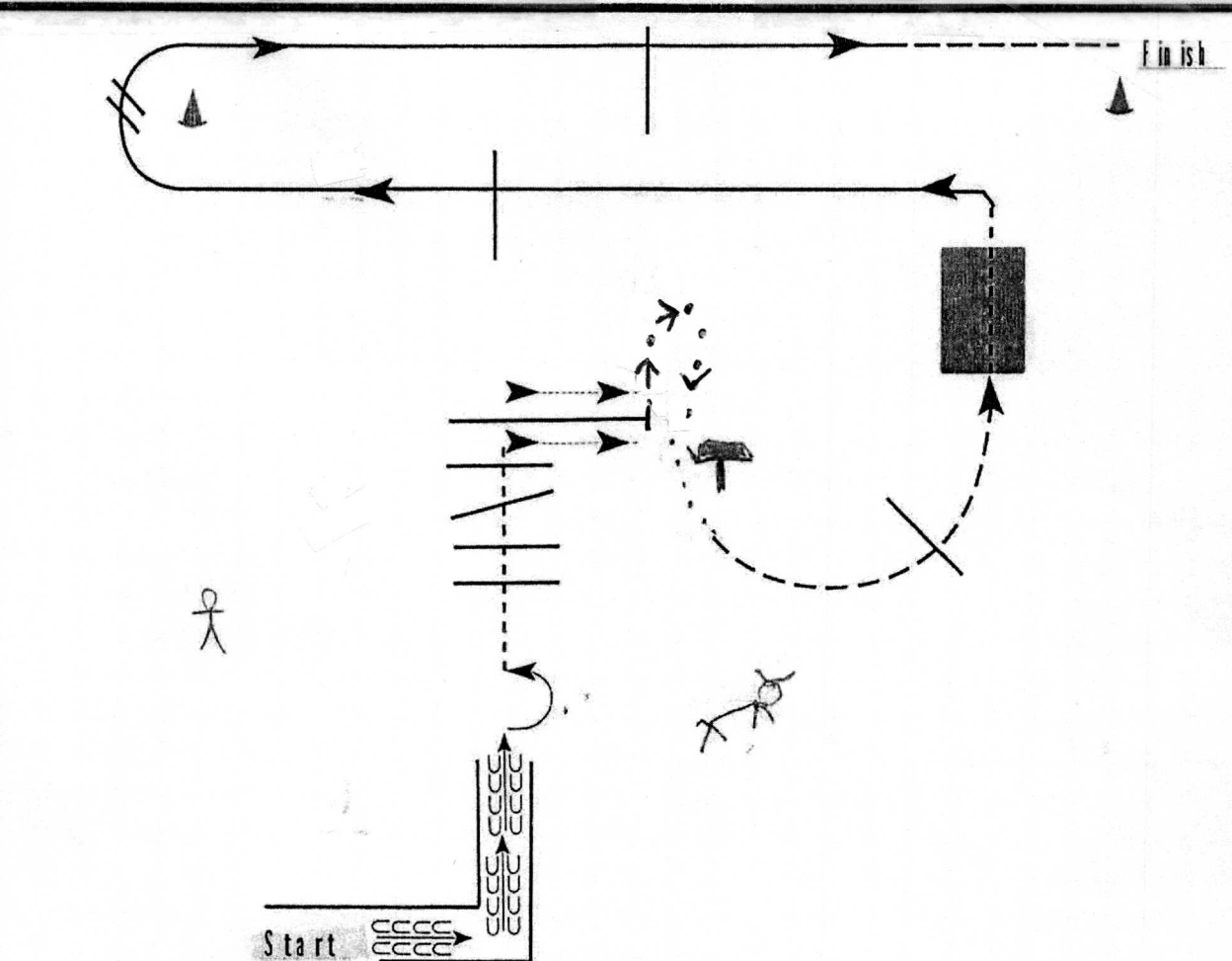
Geauga Horse & Pony Association Open Horse Show

Class # 39 Novice Trail (18 & Under)

Show Date: 08-10-2025

www.HorseShowPatterns.com

www.HorseShowPatterns.com



1. Back through L
2. Do a 180* turn to the L and walk over logs
3. Side pass final log to the right. Stop
4. Go forward walking a small loop to the mailbox
5. Open mailbox, show paper to judge, return paper to mailbox
6. Jog over pole to bridge
7. Walk over bridge
8. Lope on L lead over pole
9. At cone, perform a simple lead change
10. Lope on R lead over pole and jog to finish.

Walk	-----
Jog	- - - - -
Extended Jog	- - - - -
Lope	=====
Leg Yield	
Lead Change	---/---
Back	←←←←←
Marker	(B)
Sidepass	←-----→

Pattern Provided by:

GHPA

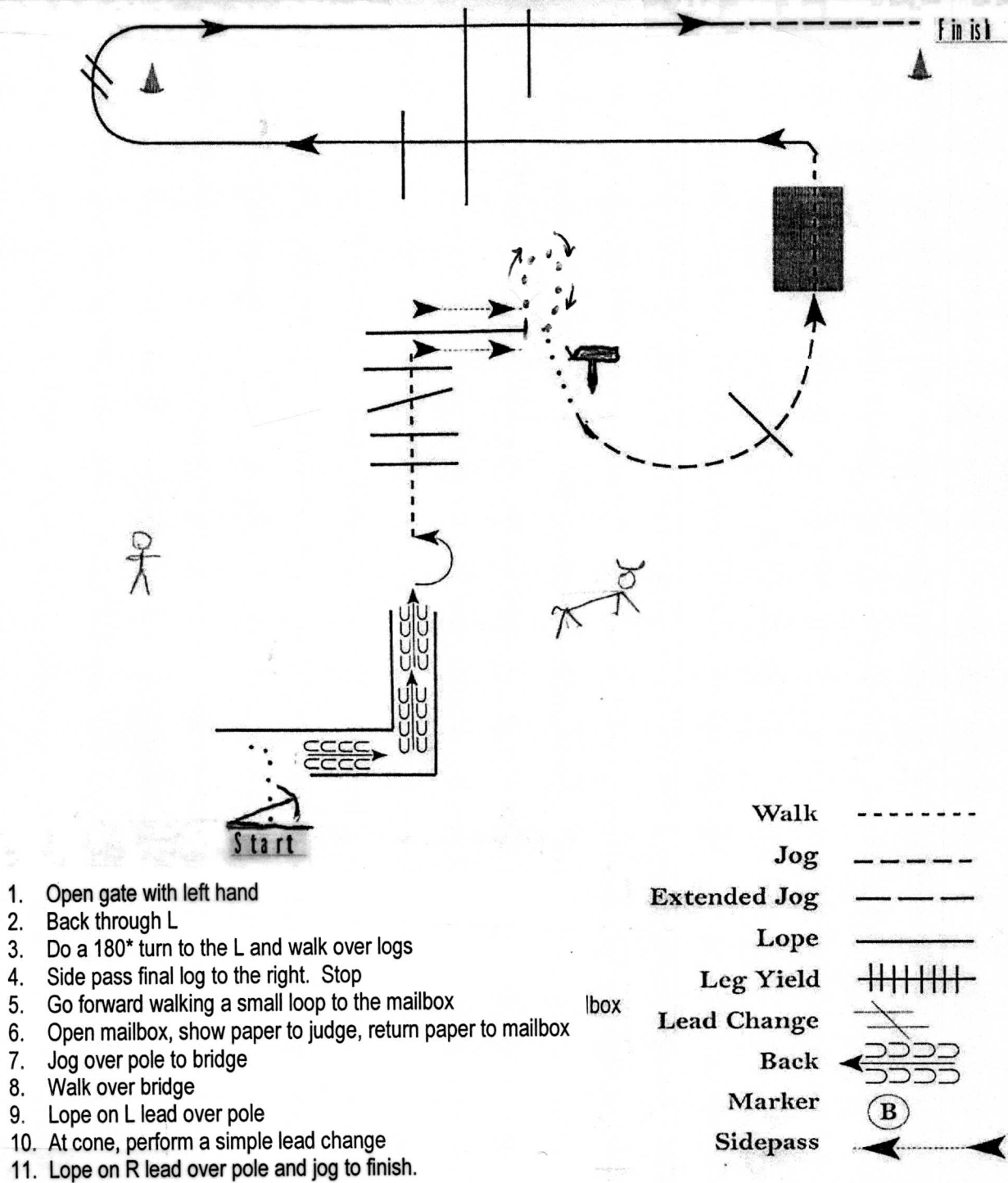
[T/1-26]

Geauga Horse & Pony Association Open Horse Show Class # 40 Open Trail

Show Date: 08-10-2025

www.HorseShowPatterns.com

www.HorseShowPatterns.com



[T/2-26]

Pattern Provided by:

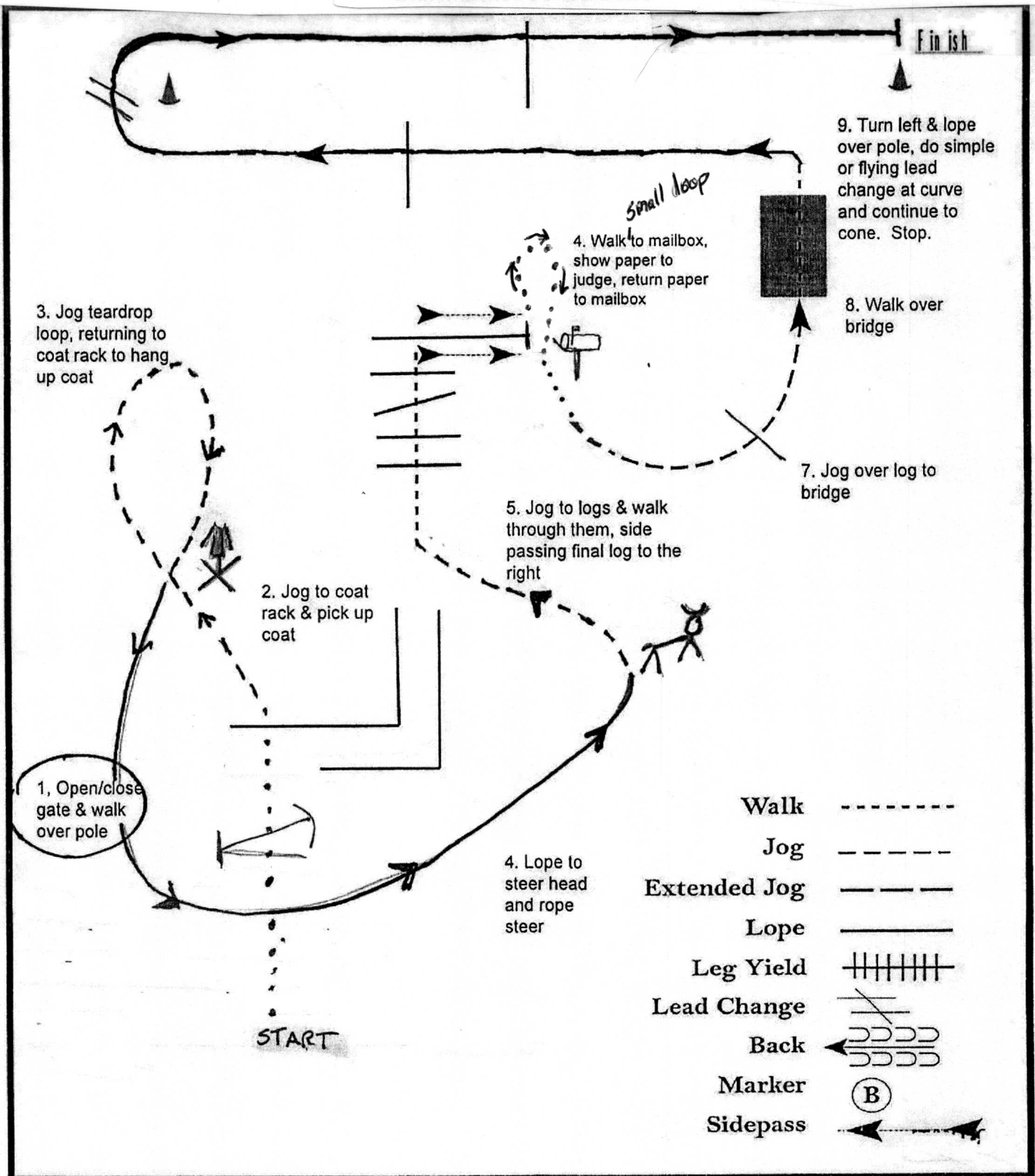
GHPA

Geauga Horse & Pony Association

Open Horse Show

Class # 41 Ranch Trail

Show Date: 08-10-2025

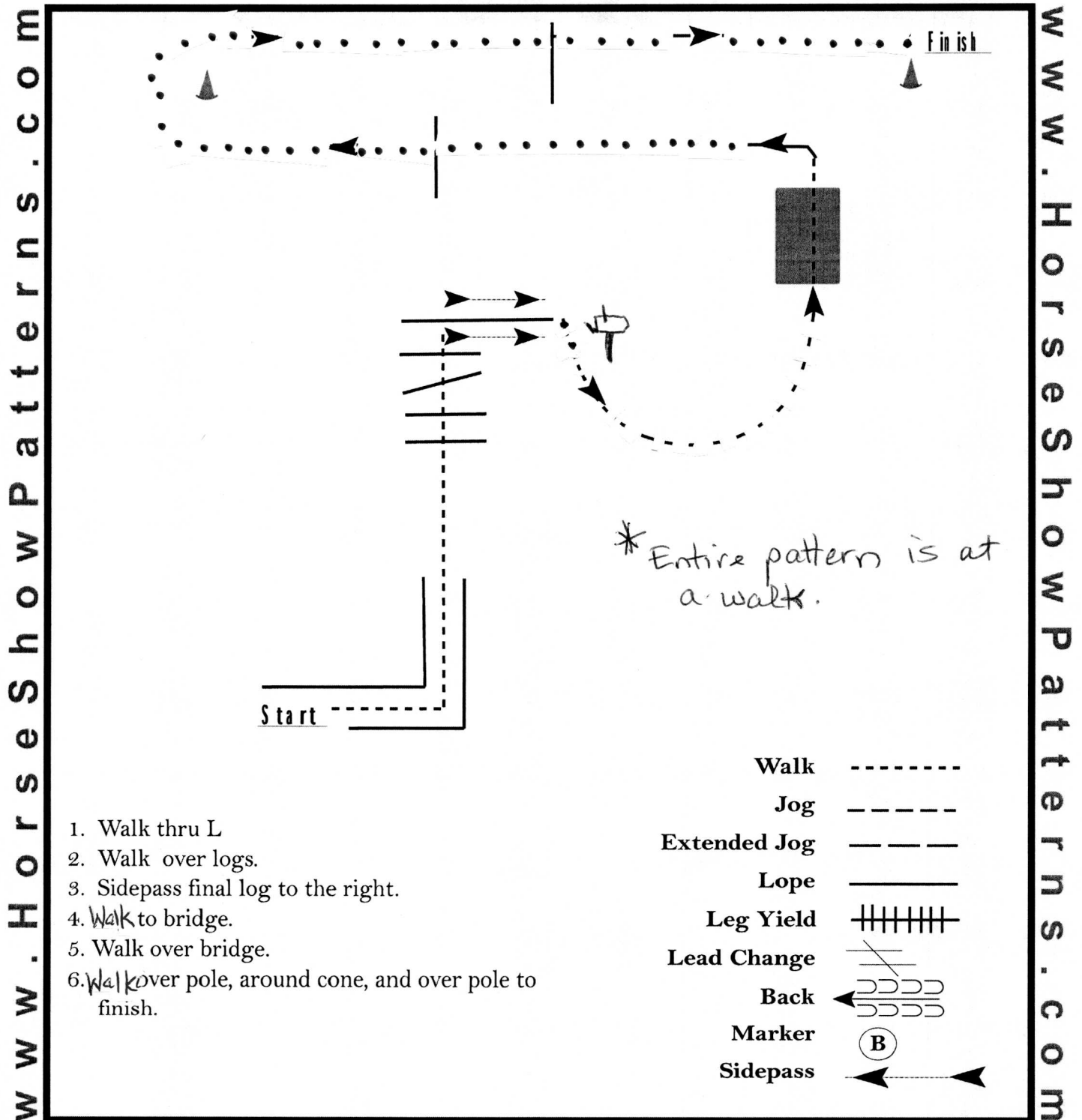


NOTE: Walk-Trot Ranch riders will EXTEND THE JOG in any part of pattern that indicates LOPE.

Geauga Horse & Pony Association

Class # 42 Leadline Trail

Show Date: 08-10-2025



[T/WT-26]

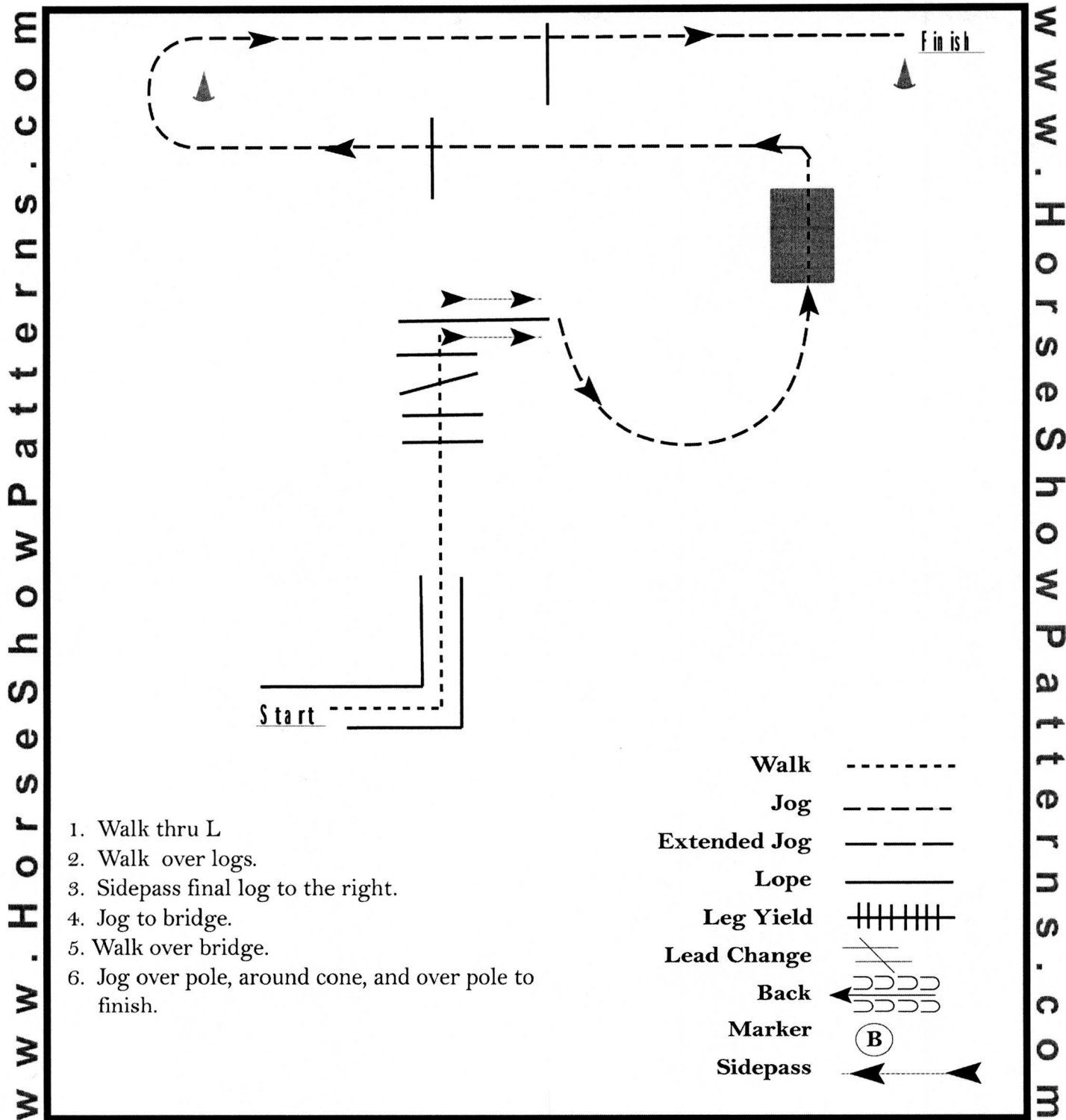
Pattern Provided by:

GHPA

Geauga Horse & Pony Association

Class # 43 In-Hand Trail Class

Show Date: 08-10-2025



[T/WT-26]

Pattern Provided by:

GHPA